


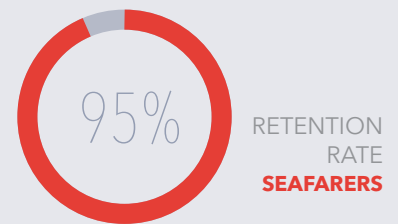
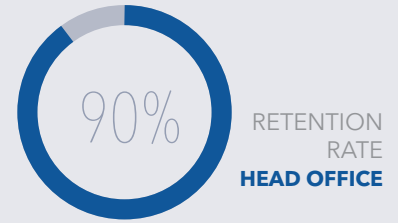
# Almi Tankers at a glance

## Our People:



4.58  
out of 5  
JOB  
SATISFACTION  
AVERAGE SCORE  
HEAD OFFICE

4.21  
out of 5  
JOB  
SATISFACTION  
AVERAGE SCORE  
SEAFARERS



## We Build on Experience

### EXPERIENCE IN RANK

**Masters** 6.0 years on average  
**Chief Engineers** 5.6 years on average

### KEY PERSONNEL HEAD OFFICE

325 years of cumulative  
**EXPERIENCE**  
(incl. office and seagoing experience before joining Almi Tankers)

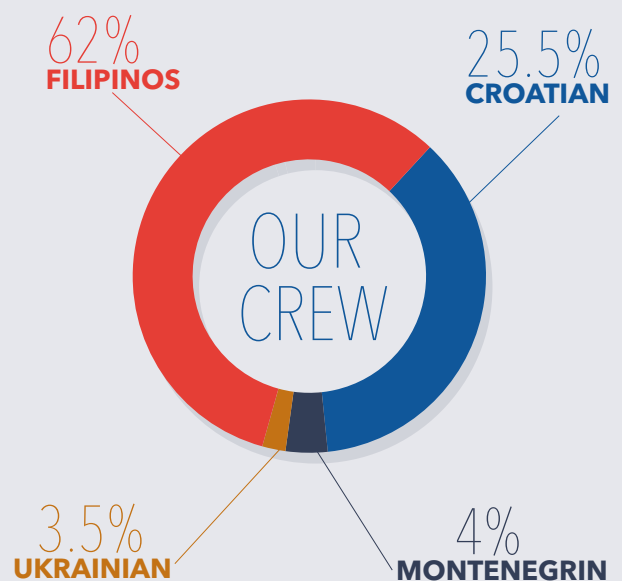
## We Value Equality & Diversity

- 40% of our Head Office Team members are female.
- 35% of the Company's functions are led by women.
- 25% of the Head Office female team members have been promoted.

## We Invest in Knowledge

- 90% of our Head Office Team have a Higher Education degree.
- 47% of our Head Office Team have acquired a Postgraduate Degree.
- 40% of our Head Office Team are accredited with an International Higher Education Degree.

Almi Tankers has supported 24% of the Head Office Team to obtain a Higher Education Degree.



plus seafarers from Greece, Serbia, Ethiopia, Russia, Bosnia-Herzegovina, Bulgaria




# Our Performance:

## Safety Management System

External Inspections by Lloyd's Register

**ZERO non-conformances**  
over the last 10 years  
**Head Office & Fleetwide**

**Committed to Operational Integrity -**  
Recognised by International Standards

ISO 9001   
ISO 14001   
ISO 45001   
ISO 27001   
ISO 50001 

**Investors in People - Gold**

## Port State Control (PSC)

Inspections in the last 10 years

**92%** Flawless Inspections out of 184  
PSC observation ratio : **0.17**

**97%** Flawless USCG Inspections QUALSHIP 21 Recognised  
USCG observation ratio **0.05** Versus **0.58** Industry average

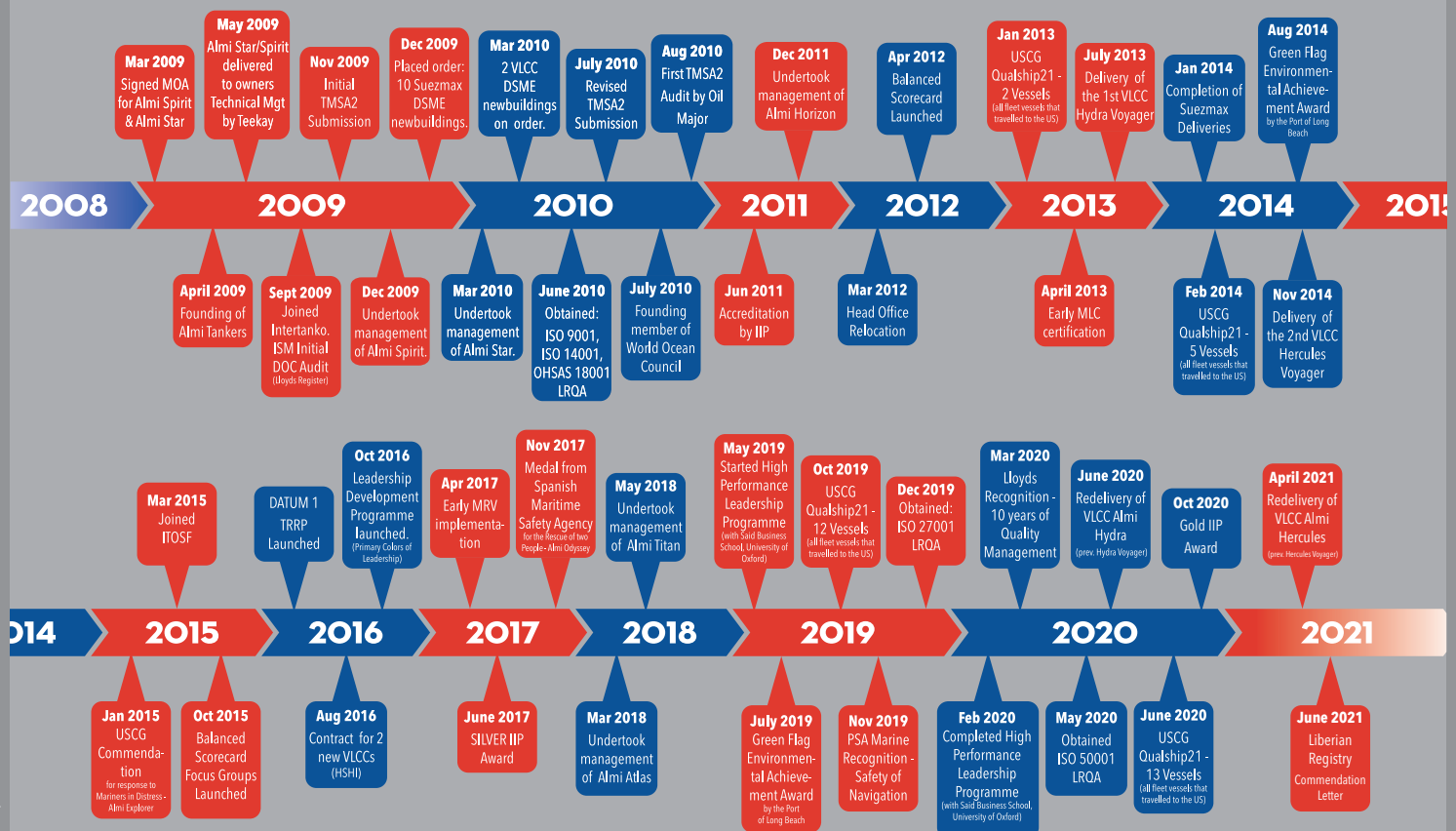
**95%** Flawless Paris MOU Inspections  
Paris MOU observation ratio **0.05** Versus **2.47** Industry average

**0%** Port State Control Detentions

## Vetting Inspections

- 1.82 Average observations per Inspection in 2021
- 2.14 Average observations per Inspection fleetwide since 2009

# Our History:



Last updated: Q2 2021



**INVESTORS IN PEOPLE™**  
We invest in people Gold



**ALMI TANKERS S.A.**  
Committed to operational integrity

# Fleet



Almi Star 2005



Almi Spirit 2007

2x

**LR2  
AFRAMAX**

1 Fitted with BWT System



Almi Horizon 2011



Almi Galaxy 2012



Almi Globe 2012



Almi Sky 2012



Almi Sun 2013



Almi Explorer 2013



Almi Odyssey 2013



Almi Navigator 2013



Almi Voyager 2014

9x

**SUEZMAX**

Built with BWT System

3 Fitted with SOx Scrubbers



Almi Atlas 2018



Almi Titan 2018



Almi Hydra 2013



Almi Hercules 2014

4x

**VLCC**

4 Built with BWT System

2 Built with SOx Scrubbers

2 Built with Tier III Green Type Engine

# TMSA 3

LEVEL 01




LEVEL 02



LEVEL 03



LEVEL 04



## Our Reach:

150M

Estimate of  
**Barrels  
transported  
annually**



**FLEET  
CAPACITY  
in DWT**

2,894,046

