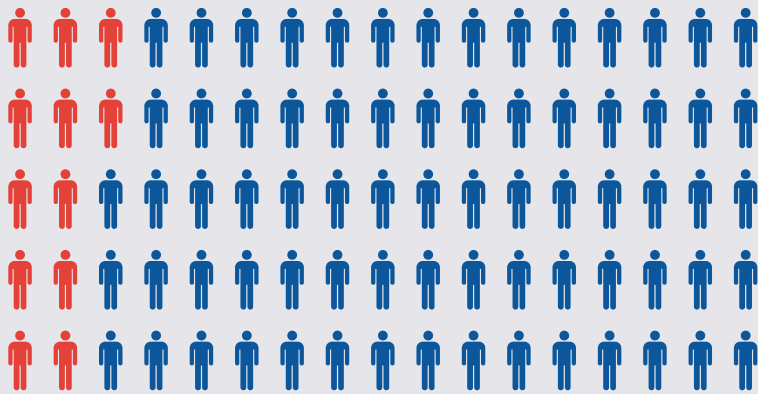


# Almi Tankers at a glance

## Our People:

**73** PEOPLE  
ASHORE

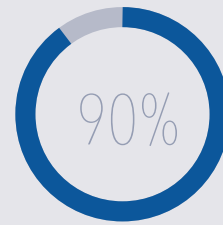
**650** PEOPLE  
ON BOARD



**4.58**

out of 5

JOB  
SATISFACTION  
AVERAGE SCORE  
**HEAD OFFICE**

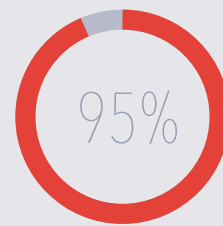


RETENTION  
RATE  
**HEAD OFFICE**

**4.21**

out of 5

JOB  
SATISFACTION  
AVERAGE SCORE  
**SEAFARERS**



RETENTION  
RATE  
**SEAFARERS**

## We Build on Experience

### EXPERIENCE IN RANK

**Masters** 6.0 years on average  
**Chief Engineers** 5.6 years on average

### KEY PERSONNEL HEAD OFFICE

**325** years of cumulative  
**EXPERIENCE**  
(incl. office and seagoing experience before joining Almi Tankers)

## We Invest in Knowledge

**90%** of our Head Office Team have a Higher Education degree.

**47%** of our Head Office Team have acquired a Postgraduate Degree.

**40%** of our Head Office Team are accredited with an International Higher Education Degree.

Almi Tankers has supported 24% of the Head Office Team to obtain a Higher Education Degree.

## We Value Equality & Diversity

**40%** of our Head Office Team members are female.

**35%** of the Company's functions are led by women.

**25%** of the Head Office female team members have been promoted.

62%  
**FILIPINOS**

25.5%  
**CROATIAN**

3.5%  
**UKRAINIAN**

4%  
**MONTENEGRIN**

OUR  
CREW

plus seafarers from Greece, Serbia, Ethiopia, Russia, Bosnia-Herzegovina, Bulgaria



**INVESTORS IN PEOPLE™**  
We invest in people Gold

**ALMI TANKERS S.A.**  
Committed to operational integrity

# Our Performance:

## Safety Management System

External Inspections by Lloyd's Register

**Exemplary results for over 14 years for both Head Office and fleetwide**

**Committed to Operational Integrity - Recognised by International Standards**

- ISO 9001
- ISO 14001
- ISO 45001
- ISO 27001
- ISO 50001

**Investors in People - Gold**

**'We Invest in Well-being' Accreditation**

## Port State Control (PSC) Inspections since 2009

**94%** Flawless Inspections out of 200  
PSC observation ratio : **0.09**

**93%** Flawless USCG Inspections **QUALSHIP 21 Recognised**  
USCG observation ratio **0.10** Versus **0.54** Industry average

**95%** Flawless Paris MOU Inspections  
Paris MOU observation ratio **0.05** Versus **2.42** Industry average

**0%** Port State Control Detentions

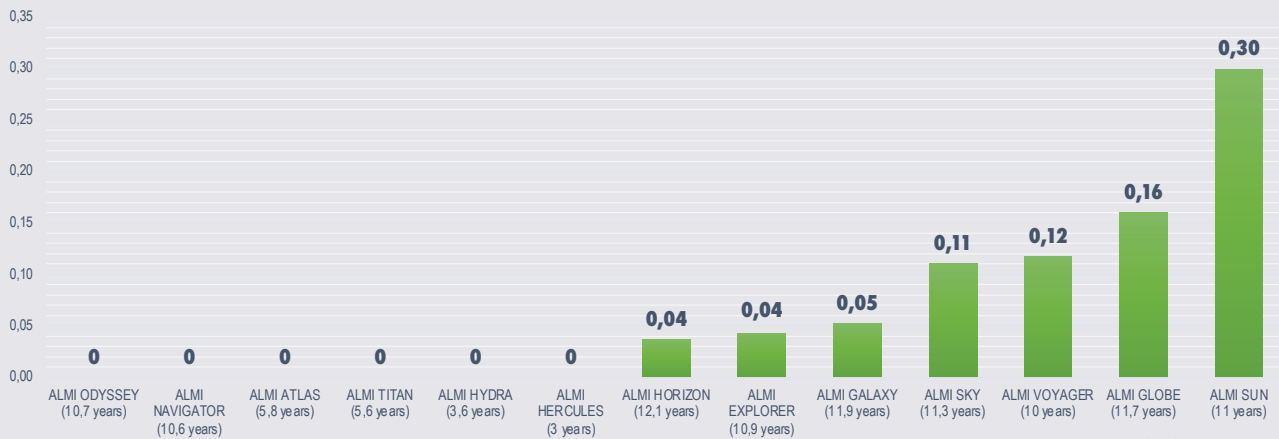
Last updated: Q1 2024 (Figures Q4 2023)

## Vetting Inspections

- 1.87 Average observations per Inspection in 2023
- 1.98 Average observations per Inspection fleetwide since 2012

Last updated: Q1 2024 (Figures Q4 2023)

## PSC Observation Ratio per Vessel's Life



Last updated: Q1 2024 (Figures Q4 2023)

## ESG Report available at [www.almitankers.gr](http://www.almitankers.gr)

**Sustainable development requires an integrated approach that takes into consideration environmental concerns along with economic development.**

**Almi Tankers actively supports the following UN Sustainable Development Goals:**



**INVESTORS IN PEOPLE™**  
We invest in people Gold

**ALMI TANKERS S.A.**  
Committed to operational integrity

# Fleet



Almi Horizon 2011



Almi Galaxy 2012



Almi Globe 2012



Almi Sky 2012



Almi Sun 2013



Almi Explorer 2013



Almi Odyssey 2013



Almi Navigator 2013



Almi Voyager 2014

9x

**SUEZMAX**

Built with BWT System  
3 Fitted with SOx Scrubbers



Almi Atlas 2018



Almi Titan 2018



Almi Hydra 2013



Almi Hercules 2014

4x

**VLCC**

4 Built with BWT System  
2 Built with SOx Scrubbers  
2 Built with Tier III Green Type Engine

All Vessels Fitted with Energy Saving Devices

# TMSA 3

LEVEL 01



LEVEL 02



LEVEL 03



LEVEL 04



Our Reach:

150M

Estimate of  
**Barrels**  
transported  
annually



**FLEET  
CAPACITY  
in DWT**

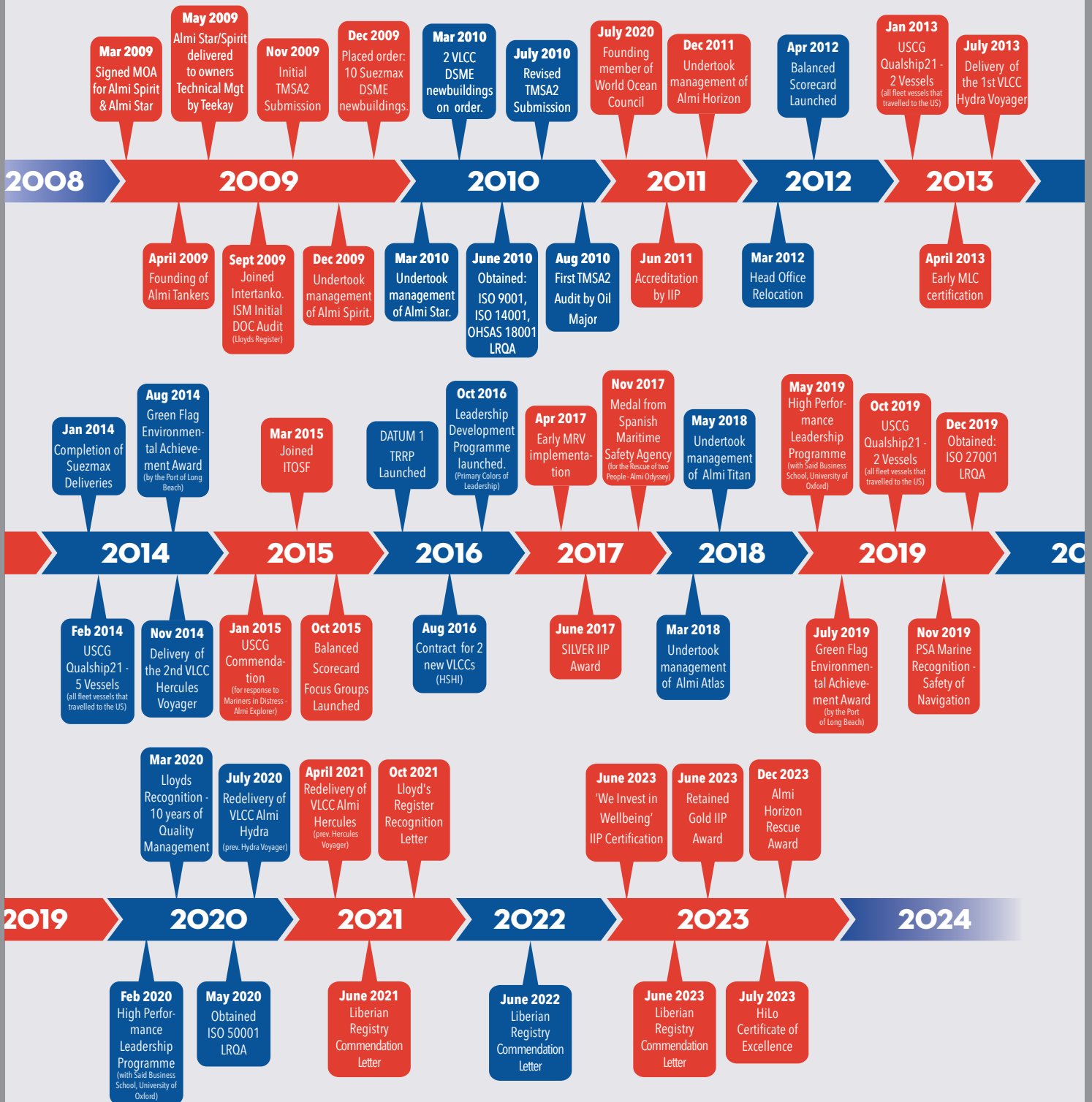
2,673,518



**INVESTORS IN PEOPLE™**  
We invest in people Gold

**ALMI TANKERS S.A.**  
Committed to operational integrity

# Our History:



**INVESTORS IN PEOPLE™**  
We invest in people Gold