


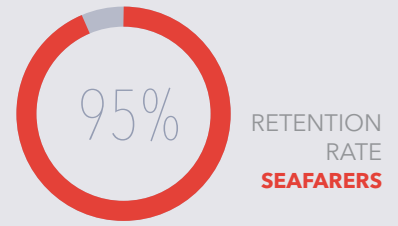
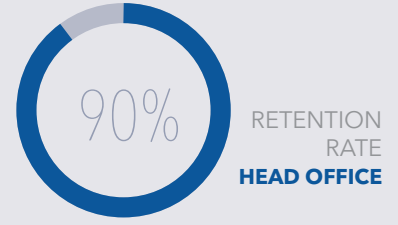
# Almi Tankers at a glance

## Our People:



4.58  
out of 5  
JOB  
SATISFACTION  
AVERAGE SCORE  
**HEAD OFFICE**

4.21  
out of 5  
JOB  
SATISFACTION  
AVERAGE SCORE  
**SEAFARERS**



## We Build on Experience

### EXPERIENCE IN RANK

**Masters** 6.0 years on average  
**Chief Engineers** 5.6 years on average

### KEY PERSONNEL HEAD OFFICE

325 years of cumulative  
**EXPERIENCE**  
(incl. office and seagoing experience before joining Almi Tankers)

## We Invest in Knowledge

**90%** of our Head Office Team have a Higher Education degree.

**47%** of our Head Office Team have acquired a Postgraduate Degree.

**40%** of our Head Office Team are accredited with an International Higher Education Degree.

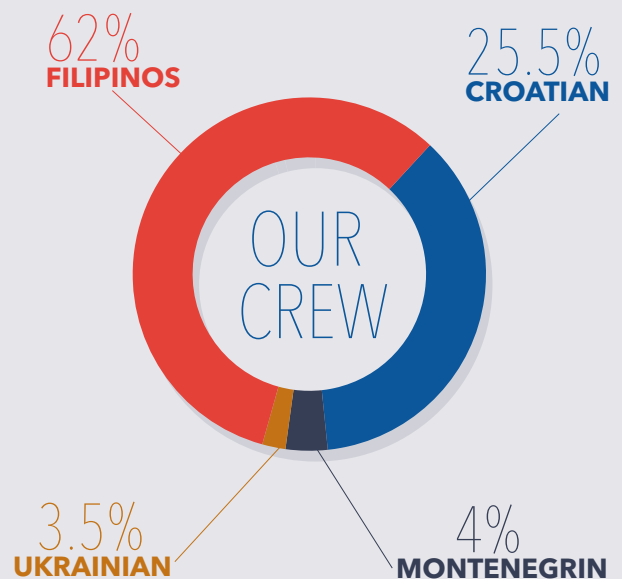
Almi Tankers has supported 24% of the Head Office Team to obtain a Higher Education Degree.

## We Value Equality & Diversity

**40%** of our Head Office Team members are female.

**35%** of the Company's functions are led by women.

**25%** of the Head Office female team members have been promoted.



plus seafarers from Greece, Serbia, Ethiopia, Russia, Bosnia-Herzegovina, Bulgaria



**INVESTORS IN PEOPLE™**  
We invest in people Gold  
We invest in wellbeing

# Our Performance:

## Safety Management System

External Inspections by Lloyd's Register

**ZERO non-conformities over the last 10 years Head Office & Fleetwide**

**Committed to Operational Integrity - Recognised by International Standards**

<b>ISO 9001</b> ✓	<b>ISO 27001</b> ✓
<b>ISO 14001</b> ✓	<b>ISO 50001</b> ✓
<b>ISO 45001</b> ✓	<b>ISO 22301</b> ✓

**Investors in People - Gold**

**'We Invest in Well-being' Accreditation**

## Port State Control (PSC) Inspections since 2009

**94%** Flawless Inspections out of 200  
PSC observation ratio : **0.09**

**93%** Flawless USCG Inspections **QUALSHIP 21 Recognised**  
USCG observation ratio **0.10** Versus **0.54** Industry average

**95%** Flawless Paris MOU Inspections  
Paris MOU observation ratio **0.05** Versus **2.42** Industry average

**0%** Port State Control Detentions

Last updated: Q1 2024 (Figures Q4 2023)

## Vetting Inspections

- 1.87 Average observations per Inspection in 2023
- 1.98 Average observations per Inspection fleetwide since 2012

Last updated: Q1 2024 (Figures Q4 2023)

# ESG Report Highlights

ESG Report available at [www.almitankers.gr](http://www.almitankers.gr)

**Sustainable development requires an integrated approach that takes into consideration environmental concerns along with economic development.**

**Almi Tankers actively supports the following UN Sustainable Development Goals:**



## Vessels complying with Codes, Conventions, Initiatives, Standards:

- |  |   |  |   |
|--|---|--|---|
| <p>✓ <b>ISM Code</b><br/>International Safety Management Code for the Safe Operation of Ships and for Pollution Prevention</p> | <p>✓ <b>MLC</b><br/>Maritime Labour Convention</p>                                    | <p>✓ <b>ISPS</b><br/>International Ship and Port Facility Security</p>             | <p>✓ <b>STCW</b><br/>Standards of Training, Certification, and Watchkeeping</p>   |
| <p>✓ <b>MARPOL</b><br/>Prevention of Pollution from Ships</p>  | <p>✓ <b>COSWP</b><br/>Code of Safe Working Practices</p>                              | <p>✓ <b>IMDG Code</b><br/>International Maritime Dangerous Goods Code</p>          | <p>✓ <b>SOLAS</b><br/>Safety of Life at Sea</p>   |
| <p>✓ <b>EU MRV</b><br/>Monitoring, reporting and verification of CO2 emissions</p>   | <p>✓ <b>MARS</b><br/>Mariners' Alerting and Reporting Scheme</p>                      | <p>✓ <b>UK MRV</b><br/>Monitoring, reporting and verification of CO2 emissions</p> | <p>✓ <b>QUALSHIP 21</b><br/>Identifies high-quality vessels and rewards them for their commitment to safety and quality</p> |
| <p>✓ <b>GREEN FLAG</b><br/>Voluntary vessel speed reduction programme Port of Long Beach</p>                                   | <p>✓ <b>IMO DCS</b><br/>Monitoring, Reporting &amp; Verification of Co2 Emissions</p> |  |   |



**INVESTORS IN PEOPLE™**  
We invest in people Gold  
We invest in wellbeing

# Fleet



Almi Horizon 2011



Almi Galaxy 2012



Almi Globe 2012



Almi Sky 2012



Almi Sun 2013



Almi Explorer 2013



Almi Odyssey 2013



Almi Navigator 2013



Almi Voyager 2014

9x

**SUEZMAX**

Built with BWT System  
3 Fitted with SOx Scrubbers



Almi Atlas 2018



Almi Titan 2018



Almi Hydra 2013



Almi Hercules 2014

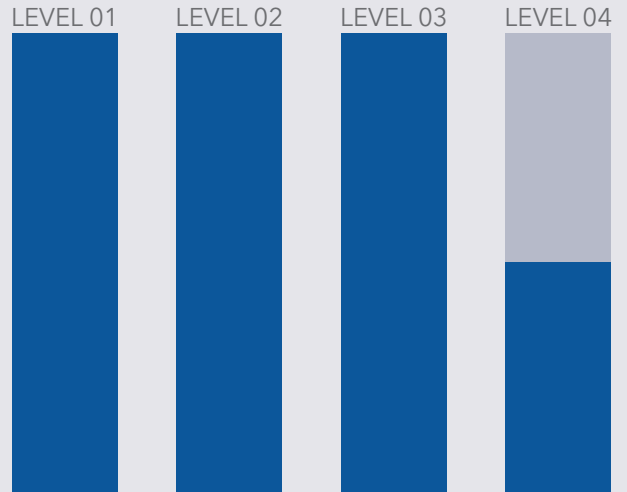
4x

**VLCC**

4 Built with BWT System  
2 Built with SOx Scrubbers  
2 Built with Tier III Green Type Engine

All Vessels Fitted with Energy Saving Devices

# TMSA 3



Our Reach:

150M

Estimate of  
**Barrels**  
transported  
annually



**FLEET  
CAPACITY  
in DWT**

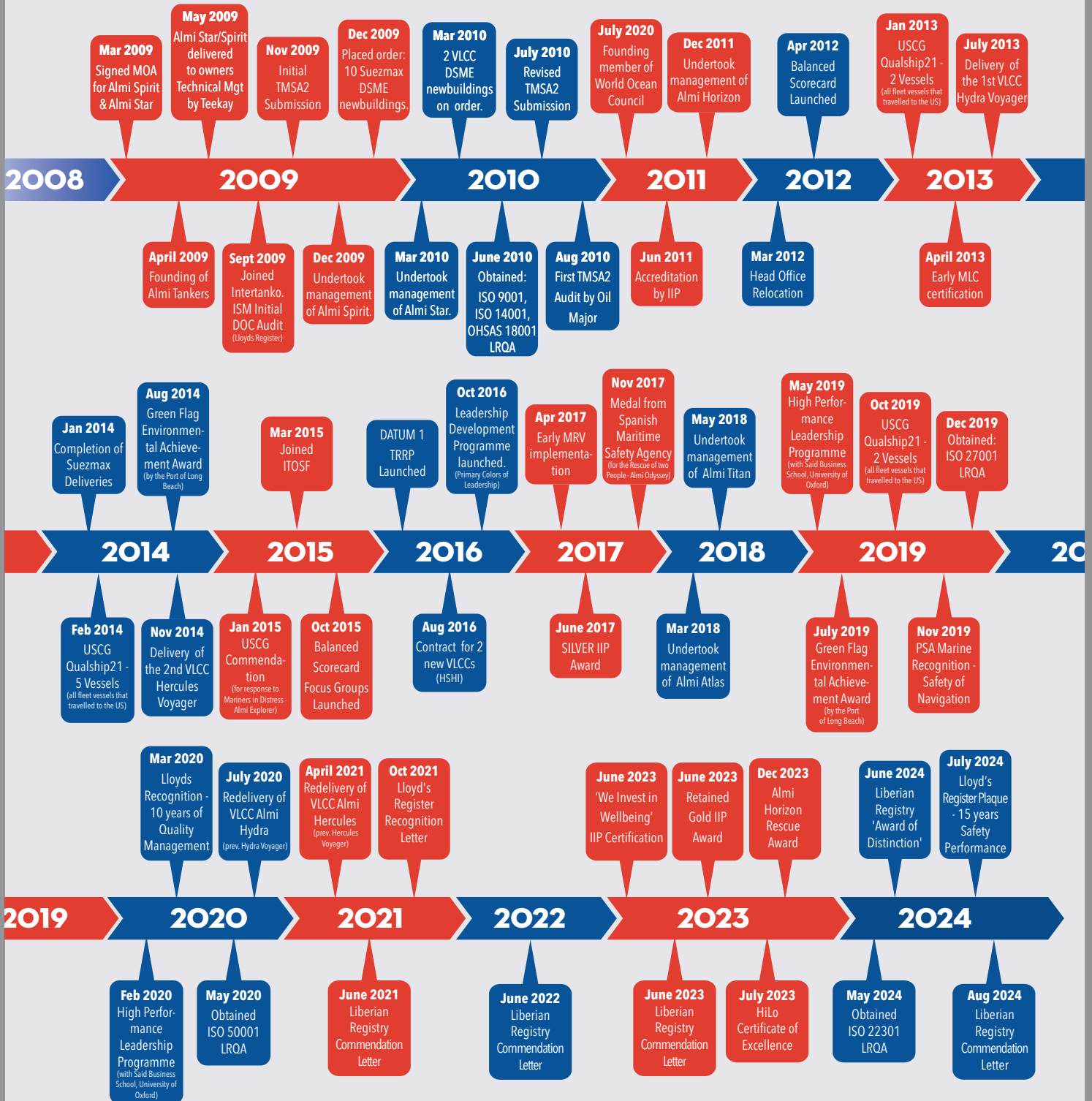
2,688,948



**INVESTORS IN PEOPLE™**  
We invest in people Gold  
We invest in wellbeing

**ALMI TANKERS S.A.**  
Committed to operational integrity

# Our History:



**INVESTORS IN PEOPLE™**  
 We invest in people Gold  
 We invest in wellbeing